


Reading  
Circles  
Lynn R. Schaefer  
TESOL 2014  
Portland, Oregon



**LEVEL 4 ACADEMIC READING & VOCABULARY**

**Name** \_\_\_\_\_

**Spring 2013 Novel Choices**

Please read these descriptions of the novels that you can choose from this semester. Rank the books from 1 to 5 in the blank before each book title.

1 = This is my first choice; I would really like to read this book.

2 = This is my second choice; it would be fine with me to read this book.

3 = This is my third choice; this book would be okay with me.

4 = I'm not very interested in this book.

5 = I am not interested in this book at all.

Your books will be provided by the instructor.

\_\_\_\_\_ *The Hunger Games*. Collins, Suzanne, author.

The book takes place in a country where, every year, a boy and a girl from each region of the country must compete in a fight to the death on live television. Sixteen-year-old Katniss takes her sister's place in the fight and has to make difficult choices.

\_\_\_\_\_ *Harry Potter and the Sorcerer's Stone*. Rowling, J.K., author.

This book tells about the beginning of the many adventures of a young boy who goes to a school for wizards and witches.

\_\_\_\_\_ *The Sisterhood of the Traveling Pants*. Brashares, Ann, author.

This is the story of four girls who make an agreement to share one pair of blue jeans on their summer adventures. The girls are all very different in appearance, size, and personality, but the jeans magically fit them all.

\_\_\_\_\_ *The Lightning Thief*. Riordan, Rick, author.

Percy Jackson gets kicked out of school and then goes to Camp Half-Blood, where he finally learns the truth about his unique abilities: He is half human and half immortal, and his father is the Greek god Poseidon, ruler of the sea. Percy must go on a mission to the Underworld to prevent a war.

\_\_\_\_\_ *Drums, Girls & Dangerous Pie*. Sonnenblick, Jordan, author.

Steven is a good student who enjoys playing drums in the school band and looking at pretty girls, but then his life changes completely when his younger brother gets a serious illness.

**Reading Circle Schedule**  
**Fall 2010**

| <b>Day</b> | <b>Twilight</b>         | <b>Hunger Games</b> | <b>Harry Potter</b> | <b>The Lightning Thief</b> |
|------------|-------------------------|---------------------|---------------------|----------------------------|
| Sept. 8    | Preface/Chapters 1 & 2  | Chapters 1-2        | Chapters 1-2        | Chapters 1-2               |
| Sept. 15   | Chapters 3-4            | Chapters 3-4        | Chapters 3-4        | Chapters 3-4               |
| Sept. 22   | Chapters 5-6            | Chapters 5-6        | Chapter 5           | Chapters 5-6               |
| Sept. 29   | Chapters 7-8            | Chapters 7-8        | Chapter 6           | Chapters 7-8               |
| Oct. 6     | Chapters 9-10           | Chapters 9-10       | Chapters 7-8        | Chapters 9-10              |
| Oct. 13    | Chapters 11-12          | Chapters 11-12      | Chapter 9           | Chapters 11-12             |
| Oct. 20    | Chapters 13-14          | Chapters 13-15      | Chapters 10-11      | Chapters 13-14             |
| Oct. 27    | Chapters 15-16          | Chapters 16-18      | Chapter 12          | Chapter 15                 |
| Nov. 3     | Chapters 17-18          | Chapters 19-20      | Chapters 13-14      | Chapter 16                 |
| Nov. 10    | Chapters 19-20          | Chapters 21-22      | Chapter 15          | Chapters 17-18             |
| Nov. 17    | Chapters 21-22          | Chapters 23-25      | Chapter 16          | Chapters 19-20             |
| Dec. 1     | Chapters 23-24/Epilogue | Chapters 26-27      | Chapter 17          | Chapters 21-22             |
| Dec. 8     | Project                 | Project             | Project             | Project                    |

# Discussion Leader



Name \_\_\_\_\_ Book \_\_\_\_\_ Chapters/Pages \_\_\_\_\_

Your job is to

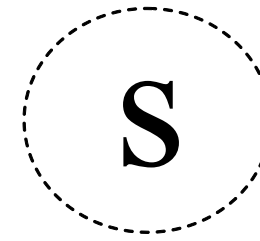
- read the assigned section twice
- prepare at least five general questions about it
- call on each member of the group to present his or her role
- make sure everyone has a chance to speak and joins the discussion
- ask at least one or two of your questions in your Reading Circle
- guide the discussion and keep it going

The best questions come from your own thoughts, feelings, and questions as you read. Here are some ideas for questions:

- What surprised you/made you smile/made you feel sad in this section of the book?
- Which character do you like best/least so far? Why?
- What do you think will happen next? (This is always a great question!)

Adapted from <https://elt.oup.com/teachers/readingcircles/?cc=us&sellLanguage=en>

# Summarizer



Name \_\_\_\_\_ Book \_\_\_\_\_ Chapters/Pages \_\_\_\_\_

Your job is to

- read the assigned section at least twice
- make notes about the characters, events, and ideas
- find the key points that everyone must know to understand and remember the story
- retell what happened in a short summary (one or two minutes) in your own words
- answer your group members' questions about what happened

Your reading circle will find your summary very useful because it will help to remind them of the plot and characters in the story.


Characters in this section: \_\_\_\_\_

\_\_\_\_\_

Main events: \_\_\_\_\_

\_\_\_\_\_

# Word Master



Name \_\_\_\_\_ Book \_\_\_\_\_ Chapters/Pages \_\_\_\_\_


Your job is to

- read the assigned section and look for words or short phrases that are new or difficult to understand, or words that are important in the story
- choose five words (only five) that you think are important for this story
- explain the meanings of these five words to your group, using simple English
- tell the group why these words are important for understanding the story

Your five words do not have to be new or unknown words. Look for words that really stand out in some way because they are repeated often, used in an unusual way, or important to the meaning of the story.

| My words                                   | Meaning | Reason for choosing |
|--|---------|---------------------|
| Word(s):<br><br>Page: _____<br>Line: _____ |         |                     |

# Passage Person



Name \_\_\_\_\_ Book \_\_\_\_\_ Chapters/Pages \_\_\_\_\_

Your job is to

- read the assigned section and find important, interesting, or difficult passages
- make notes about three passages that are important for the plot, or that explain the characters, or that have very interesting or powerful language
- read each passage to your group, or ask another group member to read it
- ask the group one or two questions about each passage


A passage is usually one paragraph, but sometimes it can just be one or two sentences or part of a conversation. You might choose a passage to discuss because it is

important • informative • surprising • confusing • well written • funny

My Passages

| Location         | Reasons for Choosing | Questions about the Passage |
|------------------|----------------------|-----------------------------|
| Pages:<br>Lines: |                      |                             |

# Culture Collector



Name \_\_\_\_\_ Book \_\_\_\_\_ Chapters/Pages \_\_\_\_\_

Your job is to

- read the assigned section twice
- look for differences & similarities between your culture and the culture in the book
- make notes about two passages that show these cultural points
- read each passage to your group, or ask another group member to read it
- tell the group how your culture is similar to the culture in the book
- ask the group some questions about these or other cultural points in the story

These questions will help you think about connections while you read:

- What is the main subject of the assigned section (love, school, friendship, etc.)?
- Do people think about this subject in the same way in your culture, or differently?
- Do characters in the book say or do things that people in your country also say or do?
- Do characters in the book say or do things that people in your country NEVER say or do?

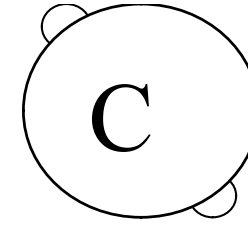
My Connections

1. Page \_\_\_\_\_ Lines \_\_\_\_\_ : \_\_\_\_\_

Adapted from <https://elt.oup.com/teachers/readingcircles/?cc=us&sellLanguage=en>



# Connector



Name \_\_\_\_\_ Bøk \_\_\_\_\_ Chapters/Pages \_\_\_\_\_

Your job is to

- read the assigned section twice
- look for connections between what happens in the book and in the "outside world"
- make notes about two possible connections to your own experiences, or to the experiences of your family and friends, or to real-life events
- read each passage to your group, or ask another group member to read it
- tell the group about your connections and ask for their comments or questions
- ask the group if they can think of any connections themselves

These questions will help you think about connections while you read:

- Has anything similar ever happened to you, or to someone you know?
- Does anything in the story remind you of events in the real world? For example, in the news?
- Do any of the characters remind you of people you know? How? Why?
- Do you know anybody who thinks, feels or acts like one of the characters?

My Connections

1. Page \_\_\_\_\_ Lines \_\_\_\_\_ : \_\_\_\_\_

# Illustrator

Name \_\_\_\_\_ Book \_\_\_\_\_ Chapters/Pages \_\_\_\_\_

Your job is to draw a picture of a central image (character, theme, place, etc.) in the story. Your drawing can be

- a sketch
- a cartoon
- any kind of graphic image

These questions will help you think about what to draw while you read:

- Who is the most important character in this section?
- What is the most important place in this section?
- What is the main idea of this section?
- Who or what in this section might be difficult for my classmates to picture in their minds? (You can help them by drawing it!)

Draw your picture below or on a separate sheet of paper.

Adapted from <https://elt.oup.com/teachers/readingcircles/?cc=us&sellLanguage=en>

- American student volunteers
- Expanding the circle
- Final projects
- Resources

<http://www.oup-bookworms.com/>

<http://www.eflliteraturecircles.com/>

[extensivereading.net](http://extensivereading.net)